

Fig. 1.

Fig. 2.





Fig. 3.

WITNESSES  
*S. E. Wade*  
*Amos Hart*

INVENTOR  
*C. Collier*  
 BY

ATTORNEYS

Fig. 5.




Fig. 4.

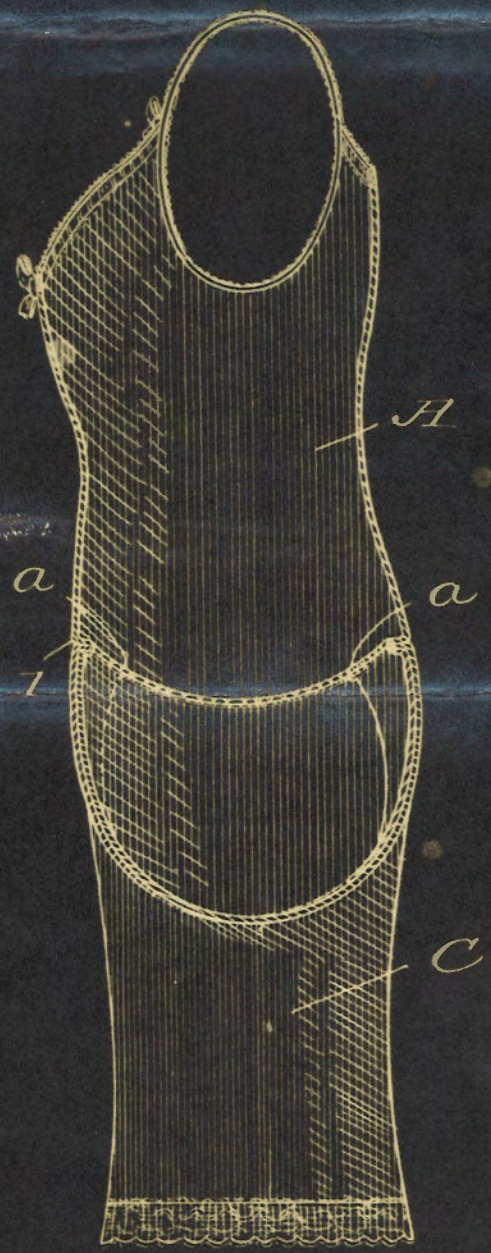


Fig. 6.




Fig. 7.



Fig. 8.

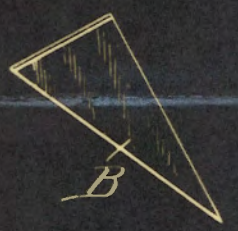


Fig. 9.



WITNESSES

*W. E. Wade.*  
*Amos W. Hart*

INVENTOR

*C. Collier*

BY

ATTORNEYS

TO ALL WHOM IT MAY CONCERN:-

Be it known that I, Durwood C. Collier, a citizen of the United States, and a resident of Barnesville, in the County of Pike, and state of Georgia, have made an improvement in

U N I O N - S U I T S

of which the following is a specification:-

My invention is an improved four-piece union suit or garment adapted for use both woman and man. The object of my invention is to provide an improved garment of this type which may be advantageously made out of tubular fabric, preferably knitted fabric composed of silk, ramie, or wool/

The principal features of the invention are the form of component parts and the manner of arranging the same relatively to each other whereby waste of material is lessened and the garment is made entirely comfortable for the wearer. In other words, the parts composing the garment are so cut and seamed or united that waste is avoided and the garment sets comfortably to the body of the person wearing it.

The details of construction, arrangement, and combination of parts are as hereinafter described, and illustrated in the accompanying drawing, in which

Figure 1 is a front view of my improved union suit.

Figure 2 is a rear view.

Figure 3 is a cross section on the line 3-3 of Figure 1/

Figure 4 is a central longitudinal section on the line 4-4 of Figure 1.

Figure 5 is a horizontal section on the line 5-5 of Figure 1.

Figure 6 is a perspective view of the bust or waist portion of the garment.

Figure 7 is a perspective view of one of the leg portions of the garment.

Figure 8 is a plan view of the triangular flap forming a portion of the garment.

Figure 9 is a plan view of a piece of tubular webbing divided diagonally into two equal portions which form the legs of the garment.

In the several views, A indicates the tubular bust or waist portion of the garment, C and D the legs of the same, and B the fourth member, or triangular flap which is connected with the bust and the leg portion C as shown in Figure 2. Both the bust portion A and the leg portions are made from seamless tubular fabric, and have, therefore, the highest degree of elasticity as well as affording the utmost comfort to the wearer of the garment.

The chief distinguishing feature of the bust or waist portion A is the form of its lower edge, which, as shown, is cut upon the lines of a re-entrant obtuse angle 1,2,3, clearly shown in Figures 1, 2, and 6. It will be understood that, in place of the obtuse angle a cut may be made upon a curved line. The upper end of the bust A is cut upon the lines of an inward angle at the front, and upon a curved line at the back, as shown in Figures 1 and 6. The leg portions C and D may be formed economically or without waste, by cutting them from a single tubular fabric as shown in Figure 9/ The cut is made upon a diagonal line this producing two parts C and D which are identical in shape and size. The angular edges of the parts C, D, are sewed to the angular edge of the bust, as indicated at 1, 2, 3, in Figures 1 and 2.

As will be seen by references to Figures 1, 2, 7, the angular ends of the legs C and D are attached to the bust A in such manner that the angular end of each projects past the angle of the bust to a point a, as indicated thereon. The triangular flap B is now applied, its wider end being sewed to the bust at b, Figure 2, and its inner side similarly attached to the adjacent edge of leg portion C. It will thus be understood that the upper ends of the leg portions C and D lie one within the other, or overlap, as indicated by full and dotted lines. Figures 1 and 2, and it will be seen that the inner edges of the legs describe concave curves which terminate at points a on the bust portion.

After the two legs have been sewed together they can be flat-seamed or otherwise treated to form a smooth surface. It will be apparent that the form and the manner of attaching the parts A,B,C,D, to each other give a proper flare of the garment at the hips, which is necessary for the comfort of the wearer.

One of the objects of the V-shaped form of the bottom edge of the bust or waist A is to secure the desired looseness and ease of stretching of the fabric at a point adjacent to the hips.

The piece B gives a smoother fitting neck and enables the garment to be cut with minimum waste of fabric, It is of course to be understood that the garment may be made with or without lace trimming of any preferred kind.

What I claim is:-

1. A union-suit composed of four pieces, namely a bust or waist portion, leg portions, and a supplemental flap, the bust and legs being united upon the lines of a re-entrant angle, as described.
2. In a union-suit, the combination with the leg portions of a bust or waist having its lower edge formed upon the lines of a re-entrant angle in order to give the desired flare and fulness at the hips, as described.
3. In a union-suit the combination, with a waist portion having its lower edge formed on the lines of a re-entrant angle, of leg portions having their upper ends formed upon lines of obtuse angles, the angular portions of the legs extending passed each other and over lapping both front and rear, as described.
4. In a union-suit the combination with a bust or waist portion, leg portions attached thereto, their upper angles extending past each other and thus over lapping, and a triangular flap arranged on the back of the garment, its wider end being secured to the bust portion and its inner edge to the adjacent edge of a leg portion, whereby said flap tends to hold the upper portion of the leg in the proper position for comfort of the wearer, as specified.
5. A union-suit comprising a bust or waist portion having its lower edge formed on the lines of an inward angle, and leg portions having their upper ends cut in conformity to this angle and attached to the bust, the inner sides of the legs describing curves which extend past each other and meet the bust portion at points between the center and outer ends of the angle, as described.

33-----

WITNESSES :-  
-----